

KINDERGARTEN WORKBOOK 1

Addition



Numbers

ONE

1

SIX

6

TWO

2

SEVEN

7

THREE

3

EIGHT

8

FOUR

4

NINE

9

FIVE

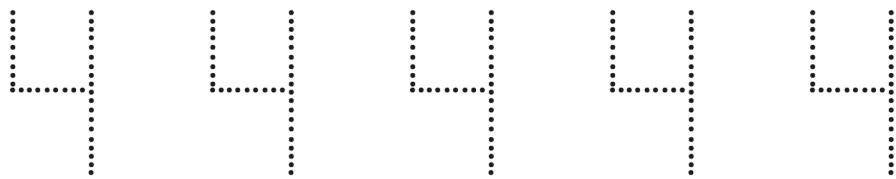


5

TEN

10

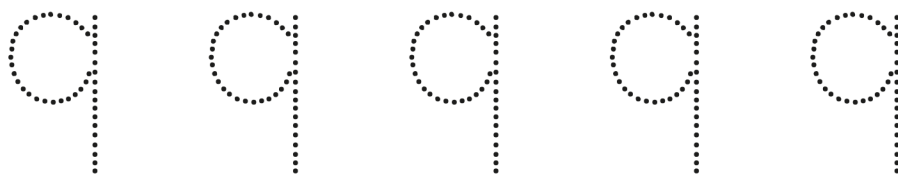


Numbers Tracing Worksheet

Trace the numbers below.



Numbers Tracing Worksheet

Trace the numbers below.



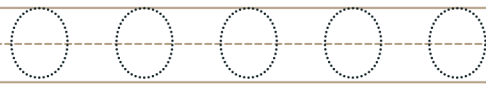


NUMBERS TRACING

Name :

Date :

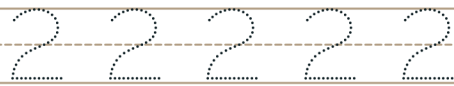
0
zero



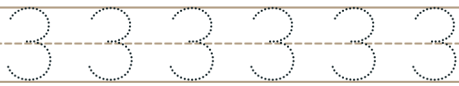
1
one



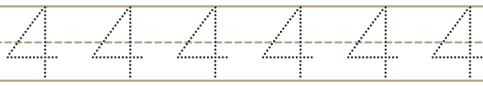
2
two



3
three



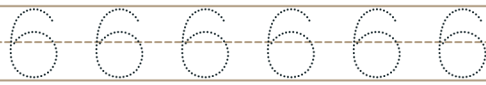
4
four



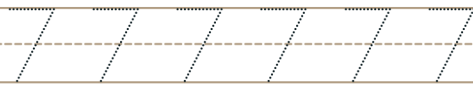
5
five



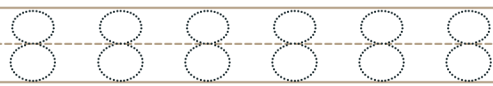
6
six



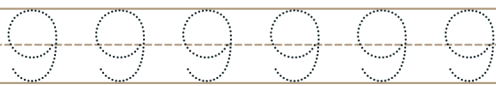
7
seven



8
eight



9
nine



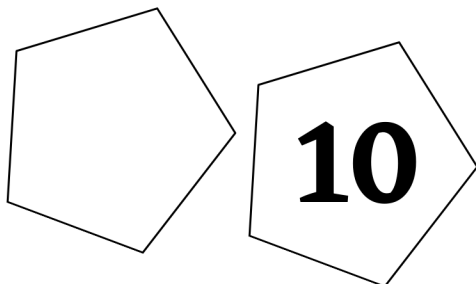
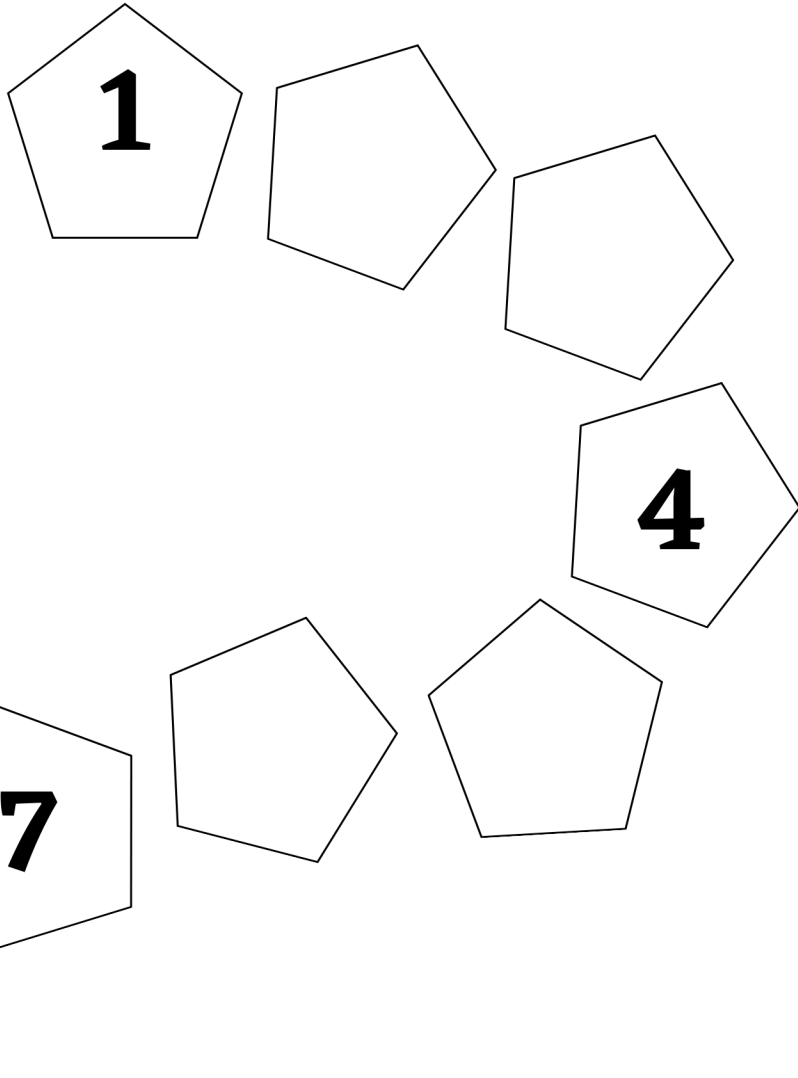
10
ten



Name: _____

Number Sequence

Write the missing number.



Name: _____

Number Sequence

Write the missing number.



A sequence of ten pentagons arranged in a circular path. The numbers 2, 5, 8, and 10 are placed inside some of the pentagons, while others are empty for the student to write in.




Number Chart

1 ONE	2 TWO	3 THREE	4 FOUR
5 FIVE	6 SIX	7 SEVEN	8 EIGHT
9 NINE	10 TEN	11 ELEVEN	12 TWELVE
13 THIRTEEN	14 FOURTEEN	15 FIFTEEN	16 SIXTEEN
17 SEVENTEEN	18 EIGHTEEN	19 NINETEEN	20 TWENTY

Butterfly Color by Number

Use the key at the bottom of the page to color the picture.




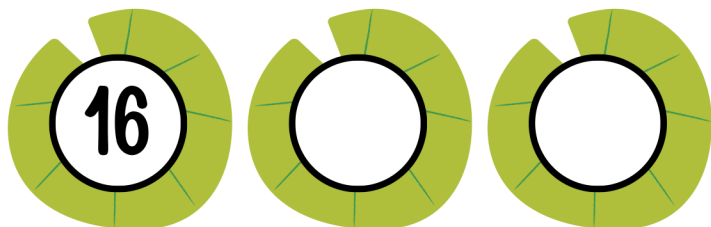
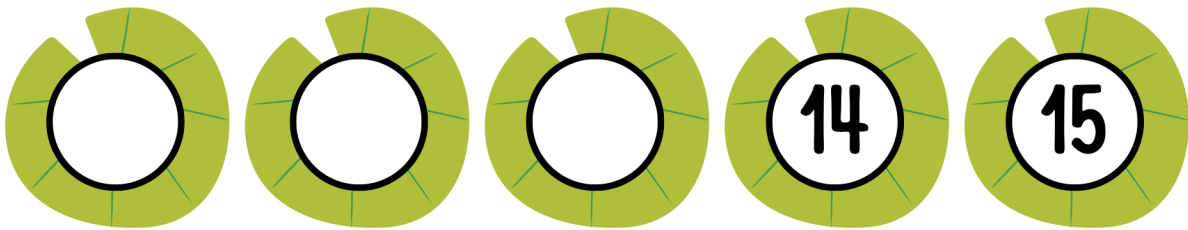
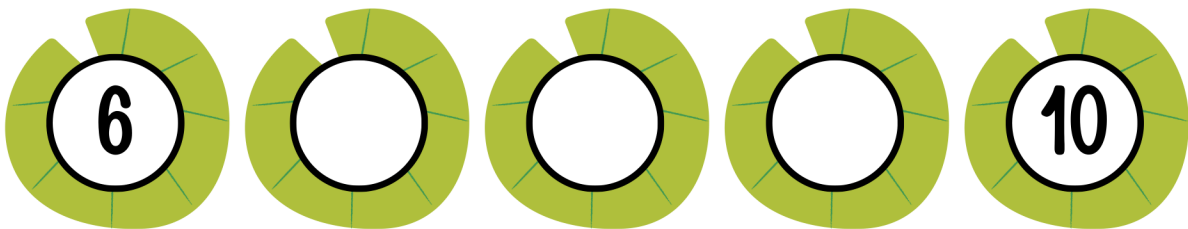
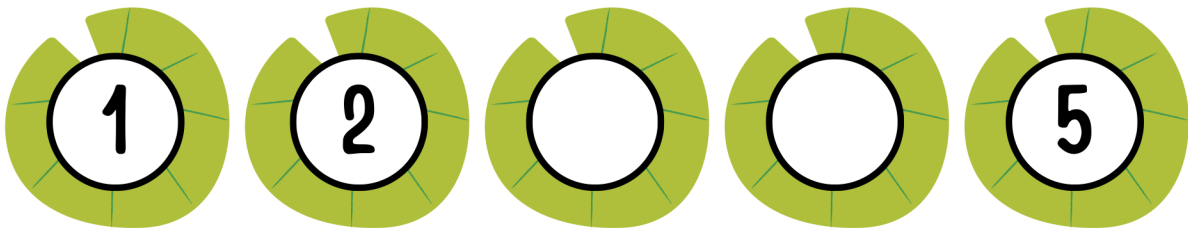
1. pink 2. dark blue 3. yellow
4. green 5. blue

Name _____

Date _____

NUMBER ORDER

Fill in the missing number in the sequence.






Name _____

Date _____

NUMBER ORDER

Fill in the missing number in the sequence.






Name _____

Date _____

NUMBER ORDER

Fill in the missing number in the sequence.



Name: _____

Let's Count!


Write the missing number on the empty eggs.

1		3		
	7			10
		13		
		16		18
			19	



Color by Addition

Use the key at the bottom of the page to color the picture.



$7+3$



$4+2$



$6+2$



$3+1$







Name: _____

Date: _____

How many?

Count the farm animals and write the numbers (1-5) in the boxes.








Name: _____

Date: _____

How many?

Count the farm animals and write the numbers (6-10) in the boxes.



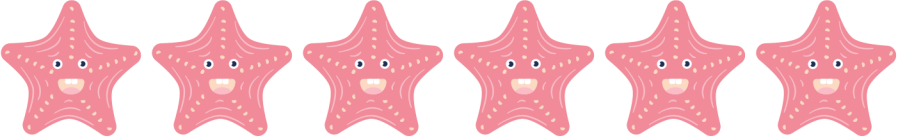



	<input type="text"/>
	<input type="text"/>
	<input type="text"/>
	<input type="text"/>
	<input type="text"/>

Name: _____

Date: _____

How many?

Count the ocean animals and write the numbers (1-10) in the boxes.

	<input type="text"/>
	<input type="text"/>
	<input type="text"/>
	<input type="text"/>
	<input type="text"/>
	<input type="text"/>

Name :

Class :


Trace and Match

Match the correct number of shape to their numerals and trace the number.

1

•


•



2

•

•



3

•


•



4

•


•



5

•

•



6

•

•



Name: _____

Let's Count

Count the pictures in the box. Match the numbers.



•

• 2




•

• 3



•

• 4




•

• 5

Name: _____

Count and Match


Count the objects and draw a line to match with the correct number.



•

•


6



•

•


4



•

•

1



•

•

3



•

•


8

Name: _____


Date: _____

How many?


Count the bugs and write the numbers (1-10) in the boxes.




A group of ten cartoon bees with yellow bodies and black stripes, arranged in two rows of five. To the right of the bees is a large empty square box for writing the count.




A group of five cartoon beetles with green bodies and black spots, arranged in two rows (three in the top row, two in the bottom row). To the right of the beetles is a large empty square box for writing the count.




A group of six cartoon butterflies with purple and pink wings, arranged in two rows of three. To the right of the butterflies is a large empty square box for writing the count.



A group of four cartoon beetles with blue bodies and white spots, arranged in two rows of two. To the right of the beetles is a large empty square box for writing the count.



A group of seven cartoon moths with brown bodies and white wings with black spots, arranged in two rows (four in the top row, three in the bottom row). To the right of the moths is a large empty square box for writing the count.







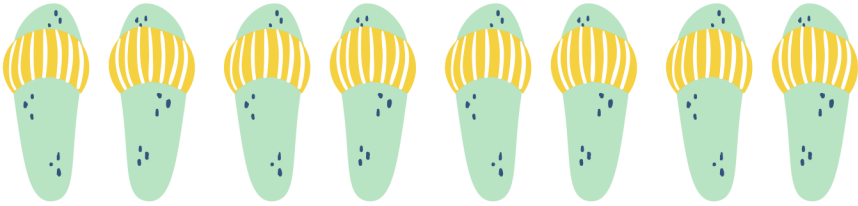
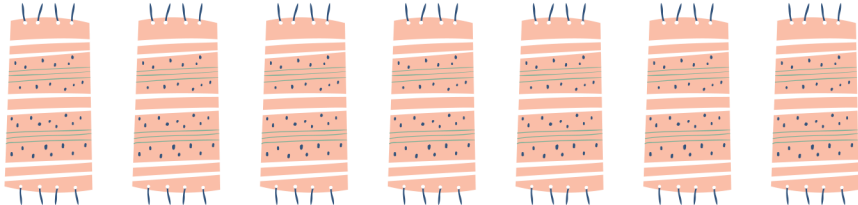
A group of ten cartoon ants with pink bodies, arranged in two rows of five. To the right of the ants is a large empty square box for writing the count.

Name: _____

Date: _____

How many?

Count the summer objects and write the numbers (1-10) in the boxes.


	<input type="text"/>
	<input type="text"/>
	<input type="text"/>
	<input type="text"/>
	<input type="text"/>
	<input type="text"/>

Name: _____


Class: _____

Count and Match


Circle the correct number of images




4 7 10



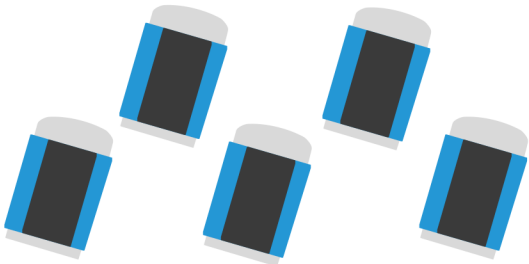
4 6 8




5 3 9



0 1 2









2 9 5



9 5 8

Count and Color

Count the objects and color the correct number.


	<p>1</p> <p>2</p> <p>3</p>		<p>6</p> <p>7</p> <p>8</p>
	<p>3</p> <p>4</p> <p>5</p>		<p>7</p> <p>8</p> <p>9</p>
	<p>4</p> <p>5</p> <p>6</p>		<p>8</p> <p>9</p> <p>10</p>

Name: _____

Date: _____

LET'S COUNT ANIMALS!

Count and write your answers in the chart below



Name: _____

Date: _____

LET'S COUNT PETS!

Count and write your answers in the chart below












Name: _____

Date: _____

LET'S COUNT SHAPES!

Count and write your answers in the chart below




	<input type="text"/>		<input type="text"/>		<input type="text"/>		<input type="text"/>
	<input type="text"/>		<input type="text"/>		<input type="text"/>		<input type="text"/>









Name: _____

Date: _____

LET'S COUNT FRUITS!

Count and write your answers in the chart below



	<input type="text"/>		<input type="text"/>		<input type="text"/>		<input type="text"/>
	<input type="text"/>		<input type="text"/>		<input type="text"/>		<input type="text"/>









Name: _____

Date: _____

LET'S COUNT OCEAN ANIMALS

Count and write your answers in the chart below




	<input type="text"/>		<input type="text"/>		<input type="text"/>		<input type="text"/>
	<input type="text"/>		<input type="text"/>		<input type="text"/>		<input type="text"/>

Name :


Class :

Let's Count the Flowers

Take a look at the flower pictures below. Count and write down the number of flowers in each pot.




$$1 + 2 = \dots\dots\dots$$




$$1 + 1 = \dots\dots\dots$$




$$3 + 2 = \dots\dots\dots$$




$$4 + 1 = \dots\dots\dots$$




$$2 + 3 = \dots\dots\dots$$




$3 + 1 = \dots\dots\dots$




$1 + 3 = \dots\dots\dots$




$2 + 2 = \dots\dots\dots$



$3 + 3 = \dots\dots\dots$



$1 + 4 = \dots\dots\dots$



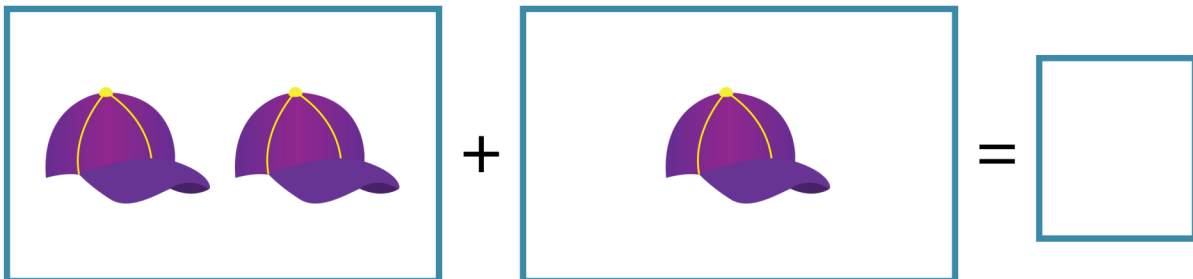




$2 + 4 = \dots\dots\dots$

Name _____ Date _____

ADDITION TO 5

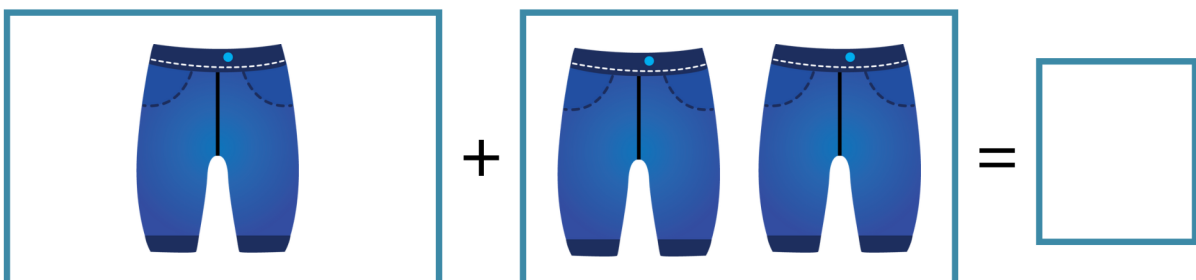


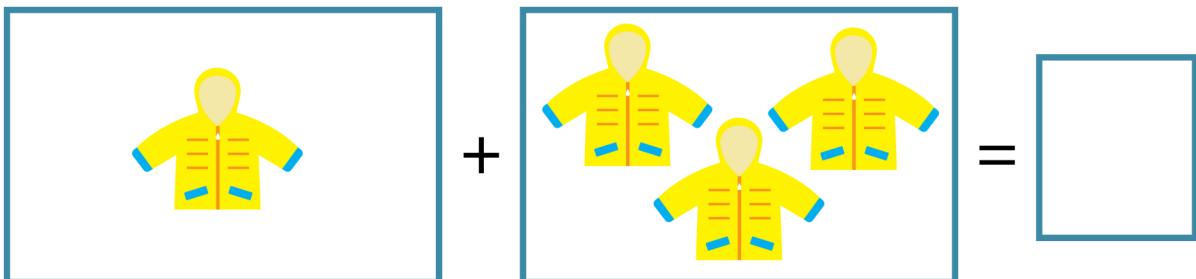
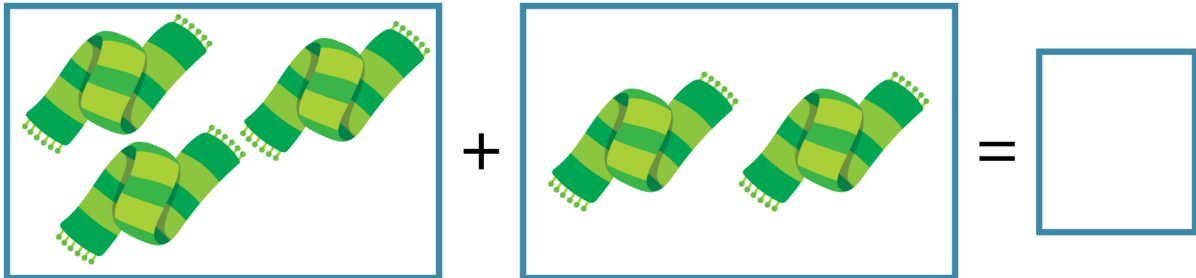
Count the pictures. Add and write the correct sum in the box.



Name _____ Date _____

ADDITION TO 5

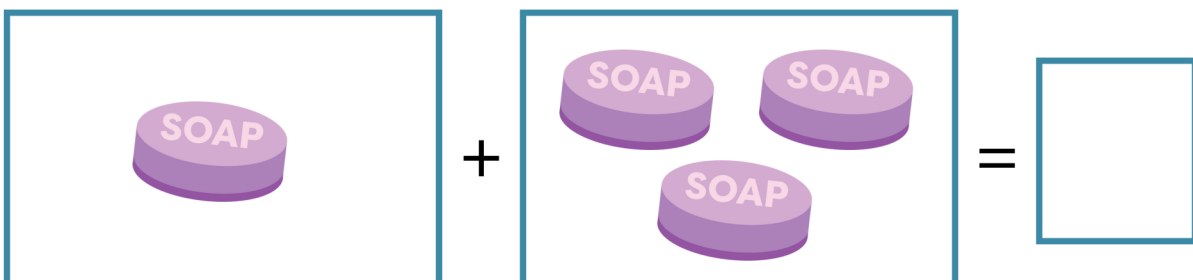

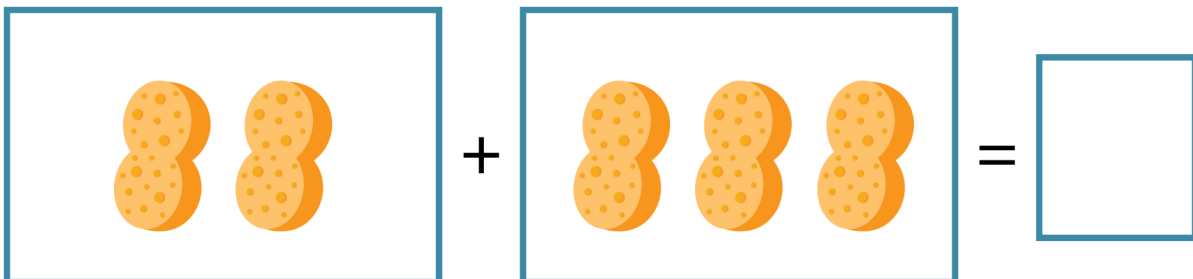
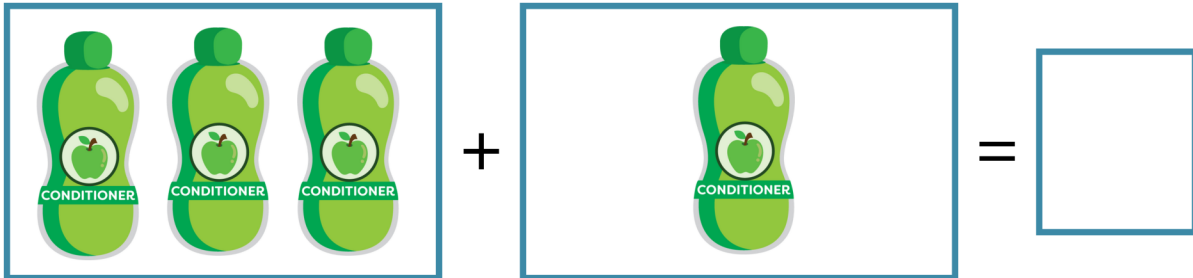
Count the pictures. Add and write the correct sum in the box.



Name _____ Date _____

ADDITION TO 5



Count the pictures. Add and write the correct sum in the box.







Name _____ Date _____



ADDITION TO 5



Count the pictures. Add and write the correct sum in the box.

	+		=	<input type="text"/>
---	---	--	---	----------------------

	+		=	<input type="text"/>
---	---	---	---	----------------------

	+		=	<input type="text"/>
---	---	--	---	----------------------



	+		=	<input type="text"/>
---	---	--	---	----------------------



	+		=	<input type="text"/>
---	---	--	---	----------------------



Name _____ Date _____



ADDITION TO 5



Count the pictures. Add and write the correct sum in the box.

	+		=	<input type="text"/>
---	---	--	---	----------------------

	+		=	<input type="text"/>
--	---	--	---	----------------------

	+		=	<input type="text"/>
---	---	--	---	----------------------


	+		=	<input type="text"/>
---	---	--	---	----------------------

	+		=	<input type="text"/>
---	---	--	---	----------------------

Name _____ Date _____


ADDITION TO 10

Count the pictures. Add and write the correct sum in the box.




3

+




4

=




6

+




2

=




3

+




3

=



4

+



5

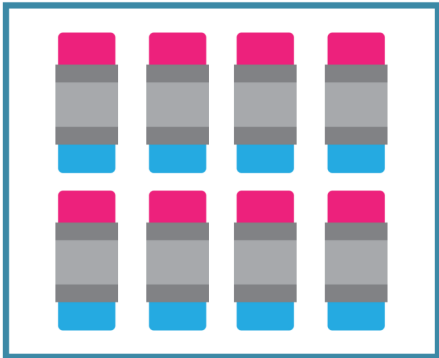
=

Name _____

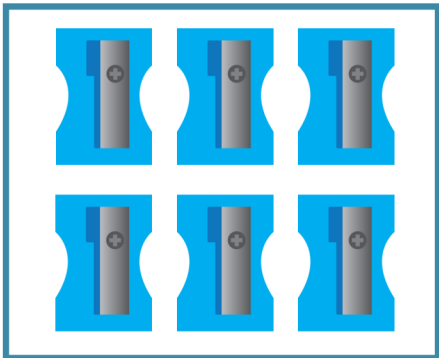
Date _____

ADDITION TO 10


Count the pictures. Add and write the correct sum in the box.




8 water bottles (4 in the top row, 4 in the bottom row) + 1 water bottle =



6 sharpeners (3 in the top row, 3 in the bottom row) + 2 sharpeners =



3 folders (3 in a row) + 4 folders (3 in a row, 1 below) =







2 backpacks + 4 backpacks (2 in the top row, 2 in the bottom row) =



Name _____ Date _____



ADDITION TO 10

Count the pictures. Add and write the correct sum in the box.

	+		=	<input data-bbox="1242 520 1401 705" type="text"/>
---	---	--	---	--

	+		=	<input data-bbox="1242 905 1401 1089" type="text"/>
--	---	---	---	---

	+		=	<input data-bbox="1242 1289 1401 1474" type="text"/>
---	---	--	---	--



	+		=	<input data-bbox="1242 1673 1401 1858" type="text"/>
---	---	--	---	--



Name _____



Date _____



ADDITION TO 10

Count the pictures. Add and write the correct sum in the box.

	+		=	<input type="text"/>
---	---	--	---	----------------------

	+		=	<input type="text"/>
--	---	---	---	----------------------



	+		=	<input type="text"/>
---	---	--	---	----------------------



	+		=	<input type="text"/>
---	---	--	---	----------------------



Name _____ Date _____



ADDITION TO 10

Count the pictures. Add and write the correct sum in the box.

	+		=	
---	---	--	---	--

	+		=	
--	---	---	---	--



	+		=	
---	---	--	---	--



	+		=	
---	---	--	---	--



Name _____ Date _____

ADDITION TO 15

Count the pictures. Add and write the correct sum in the box.

	+		=	<input data-bbox="1243 590 1401 772" type="text"/>
---	---	--	---	--



	+		=	<input data-bbox="1243 1102 1401 1285" type="text"/>
--	---	---	---	--



	+		=	<input data-bbox="1243 1614 1401 1797" type="text"/>
---	---	--	---	--



Name _____ Date _____

ADDITION TO 15

Count the pictures. Add and write the correct sum in the box.

	+		=	<input type="text"/>
---	---	--	---	----------------------



	+		=	<input type="text"/>
---	---	---	---	----------------------



	+		=	<input type="text"/>
---	---	--	---	----------------------



Name _____ Date _____

ADDITION TO 15

Count the pictures. Add and write the correct sum in the box.

	+		=	<input type="text"/>
---	---	--	---	----------------------



	+		=	<input type="text"/>
--	---	--	---	----------------------

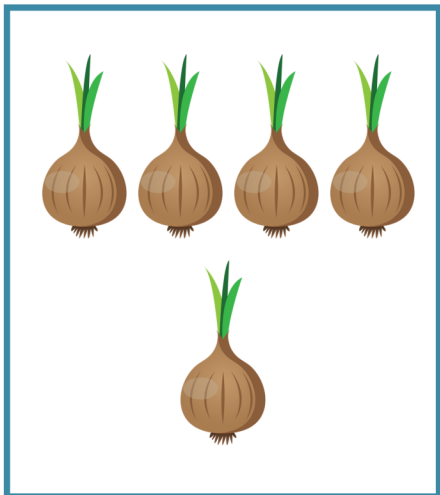
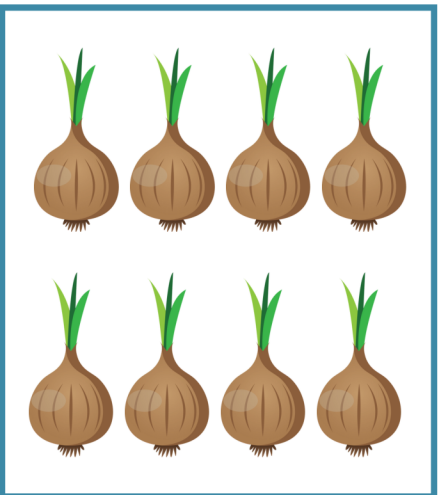
	+		=	<input type="text"/>
---	---	--	---	----------------------



Name _____ Date _____

ADDITION TO 15

Count the pictures. Add and write the correct sum in the box.

	+		=	<input data-bbox="1243 590 1401 772" type="text"/>
---	---	--	---	--



	+		=	<input data-bbox="1243 1100 1401 1283" type="text"/>
--	---	---	---	--



	+		=	<input data-bbox="1243 1612 1401 1795" type="text"/>
---	---	--	---	--



Name _____ Date _____

ADDITION TO 15

Count the pictures. Add and write the correct sum in the box.

	+		=	<input type="text"/>
---	---	--	---	----------------------


	+		=	<input type="text"/>
---	---	---	---	----------------------

	+		=	<input type="text"/>
---	---	--	---	----------------------


Name _____ Date _____

ADDITION TO 20

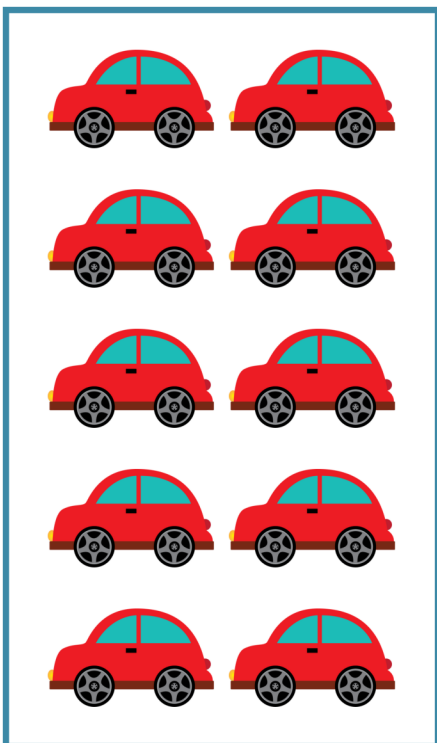
Count the pictures. Add and write the correct sum in the box.




+



=



+



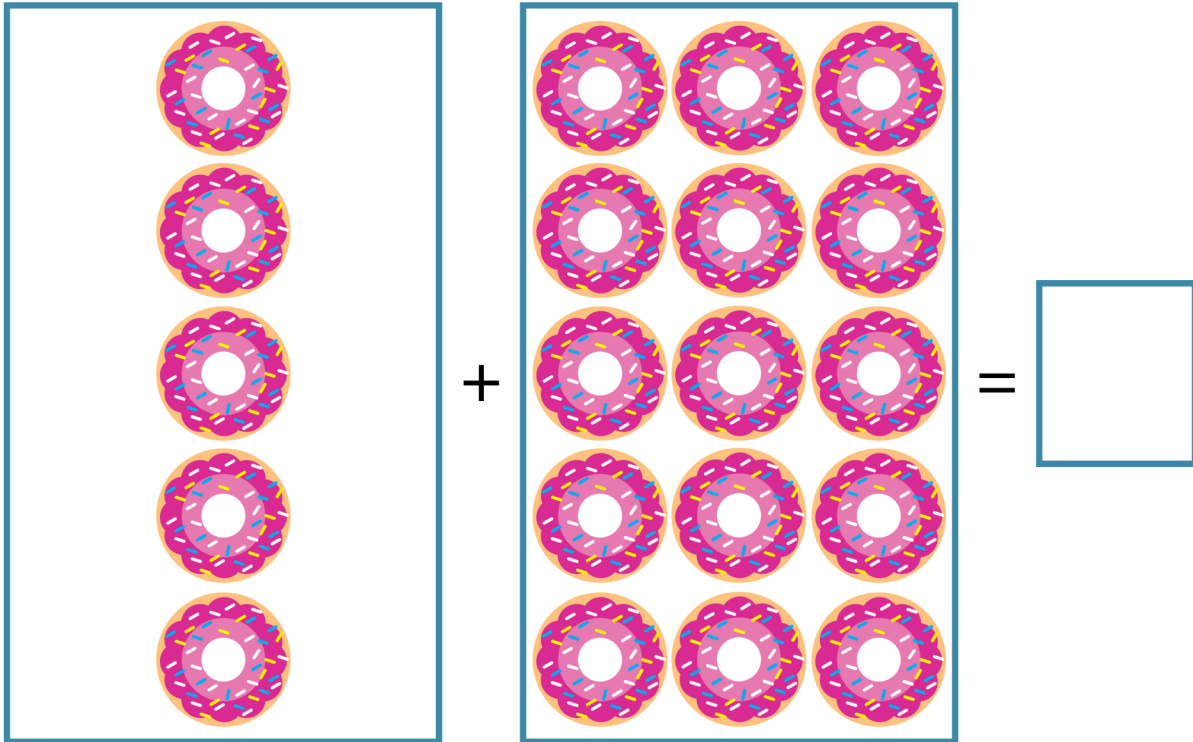
=

Name _____

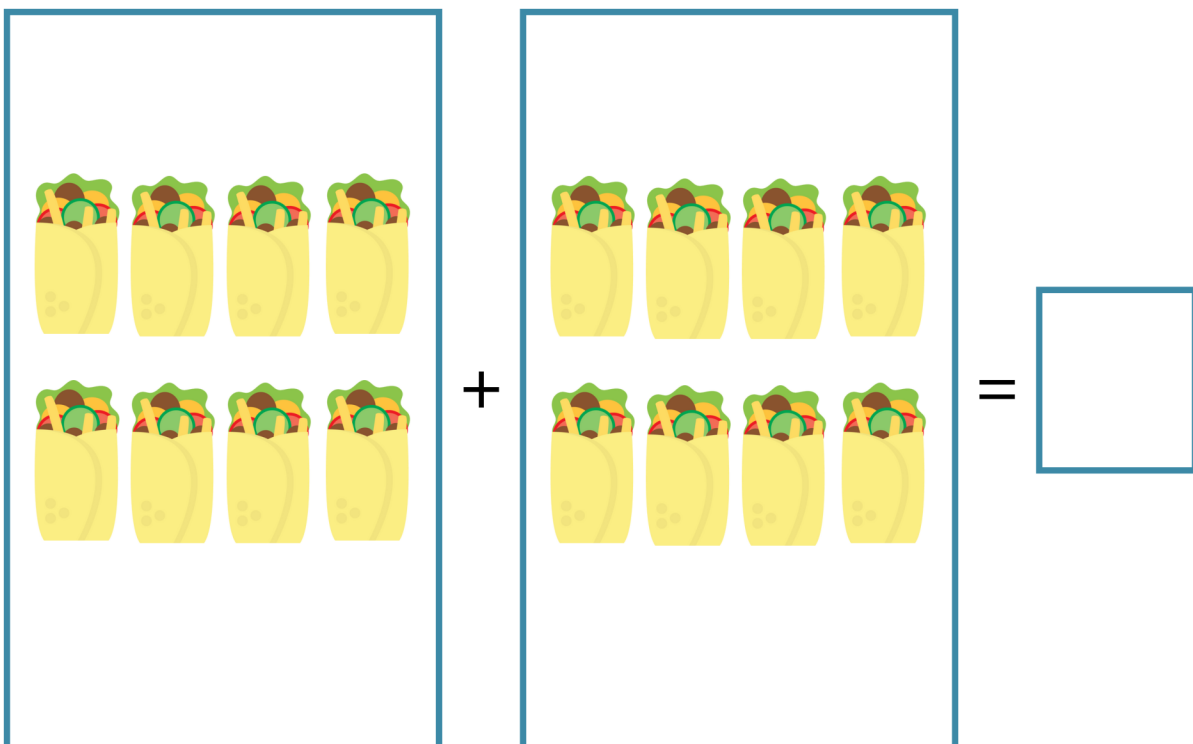
Date _____

ADDITION TO 20

Count the pictures. Add and write the correct sum in the box.



A visual addition problem. On the left, a blue-bordered box contains 5 donuts arranged in a vertical column. To the right of this box is a plus sign (+). To the right of the plus sign is another blue-bordered box containing 15 donuts arranged in a 5x3 grid. To the right of this second box is an equals sign (=), followed by an empty blue-bordered square box for the answer.

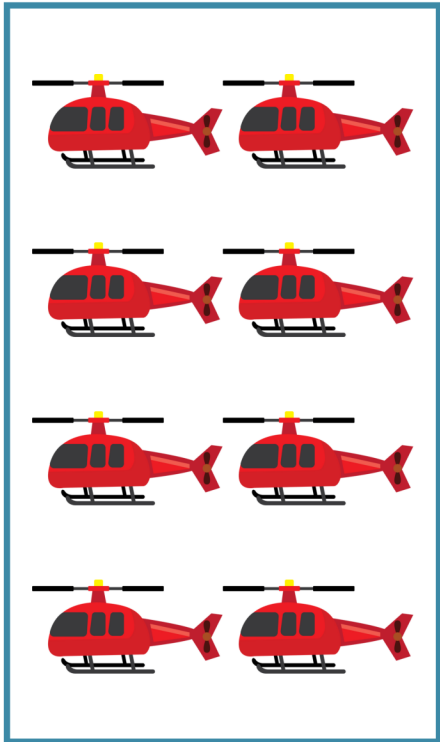



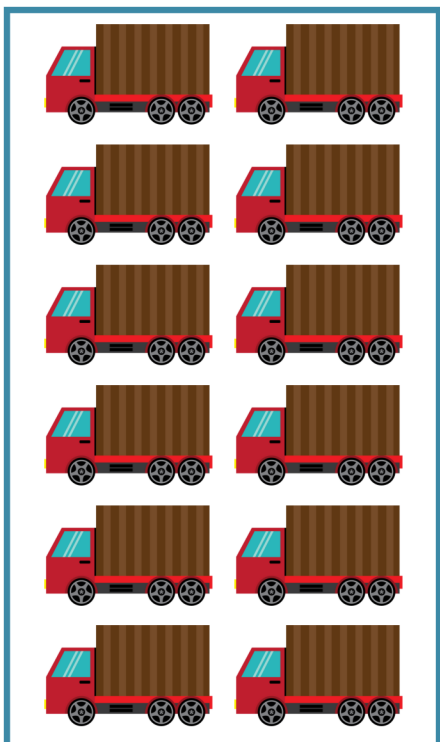

A visual addition problem. On the left, a blue-bordered box contains 8 burritos arranged in two rows of four. To the right of this box is a plus sign (+). To the right of the plus sign is another blue-bordered box containing 8 burritos arranged in two rows of four. To the right of this second box is an equals sign (=), followed by an empty blue-bordered square box for the answer.

Name _____ Date _____

ADDITION TO 20

Count the pictures. Add and write the correct sum in the box.

	+		=	<input data-bbox="1243 716 1406 898" type="text"/>
--	---	---	---	--

	+		=	<input data-bbox="1243 1493 1406 1675" type="text"/>
---	---	--	---	--

Name _____


Date _____

ADDITION TO 20


Count the pictures. Add and write the correct sum in the box.




+



=



+




=

Name _____


Date _____

ADDITION TO 20


Count the pictures. Add and write the correct sum in the box.




+



=



+



=



Under the Sea Addition



Name: _____

Date: _____

Add the objects in each box and write your answer after the equal sign.

$$6 + 7 =$$

$$5 + 4 =$$

$$3 + 6 =$$

$$6 + 6 =$$

$$4 + 8 =$$



Under the Sea Addition



Name: _____

Date: _____

Add the objects in each box and write your answer after the equal sign.


8 + 7 =

8 + 7 =

8 + 7 =

8 + 7 =

8 + 7 =







SAFARI ADDITION







Name: _____



Date: _____



 $+$  $=$


 $+$  $=$

 $+$  $=$

 $+$  $=$

 $+$  $=$

 $+$  $=$



SAFARI ADDITION



Name: _____

Date: _____

8 cheetahs + 8 cheetahs =

10 zebras + 7 zebras =

10 giraffes + 10 giraffes =

12 rhinos + 5 rhinos =

10 wild boars + 7 wild boars =

10 ostriches + 5 ostriches =

Name: _____

Adding Using Picture


Count the objects, write the number of each and find the sum.



$$\underline{\quad} + \underline{\quad} = \underline{\quad}$$



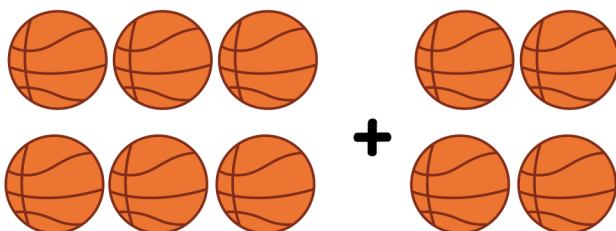
$$\underline{\quad} + \underline{\quad} = \underline{\quad}$$



$$\underline{\quad} + \underline{\quad} = \underline{\quad}$$



$$\underline{\quad} + \underline{\quad} = \underline{\quad}$$



$$\underline{\quad} + \underline{\quad} = \underline{\quad}$$

Nama :

Tanggal :

PENJUMLAHAN 1-10

Perhatikan gambar di bawah ini, mari kita jumlahkan!

1.



+

=

2.



+

=

3.



+

=

4.



+

=

Name: _____

Date: _____

SINGLE DIGIT DICE ADDITION

 $+$  $=$

 $+$  $=$

 $+$  $=$

 $+$  $=$

 $+$  $=$

 $+$  $=$

Name: _____

TIMED TEST

ADDITION VERSION 1

$2+4=$ _____

$1+3=$ _____

$5+6=$ _____

$1+7=$ _____

$2+6=$ _____

$8+3=$ _____

$9+3=$ _____

$2+8=$ _____

$7+3=$ _____

$2+1=$ _____

$6+6=$ _____

$9+7=$ _____

$7+7=$ _____

$3+5=$ _____

$5+5=$ _____

$2+3=$ _____

$5+8=$ _____

$2+1=$ _____

$8+8=$ _____

$7+6=$ _____

$9+9=$ _____

Date _____

Score: _____

Name: _____

Class: _____ Date: _____

MATH DRILLS: ADDITION

$$\begin{array}{r} 6 \\ + 3 \\ \hline \end{array}$$

$$\begin{array}{r} 4 \\ + 5 \\ \hline \end{array}$$

$$\begin{array}{r} 2 \\ + 3 \\ \hline \end{array}$$

$$\begin{array}{r} 7 \\ + 1 \\ \hline \end{array}$$

$$\begin{array}{r} 0 \\ + 8 \\ \hline \end{array}$$

$$\begin{array}{r} 9 \\ + 2 \\ \hline \end{array}$$

$$\begin{array}{r} 6 \\ + 6 \\ \hline \end{array}$$

$$\begin{array}{r} 3 \\ + 4 \\ \hline \end{array}$$

$$\begin{array}{r} 7 \\ + 8 \\ \hline \end{array}$$

$$\begin{array}{r} 1 \\ + 5 \\ \hline \end{array}$$

$$\begin{array}{r} 4 \\ + 0 \\ \hline \end{array}$$

$$\begin{array}{r} 5 \\ + 3 \\ \hline \end{array}$$

$$\begin{array}{r} 7 \\ + 7 \\ \hline \end{array}$$

$$\begin{array}{r} 4 \\ + 9 \\ \hline \end{array}$$

$$\begin{array}{r} 2 \\ + 6 \\ \hline \end{array}$$

$$\begin{array}{r} 4 \\ + 7 \\ \hline \end{array}$$

$$\begin{array}{r} 6 \\ + 9 \\ \hline \end{array}$$

$$\begin{array}{r} 6 \\ + 3 \\ \hline \end{array}$$

$$\begin{array}{r} 8 \\ + 9 \\ \hline \end{array}$$

$$\begin{array}{r} 4 \\ + 2 \\ \hline \end{array}$$

$$\begin{array}{r} 3 \\ + 3 \\ \hline \end{array}$$

$$\begin{array}{r} 6 \\ + 4 \\ \hline \end{array}$$

$$\begin{array}{r} 8 \\ + 6 \\ \hline \end{array}$$

$$\begin{array}{r} 7 \\ + 3 \\ \hline \end{array}$$


$$\begin{array}{r} 9 \\ + 9 \\ \hline \end{array}$$


Name: _____


Date: _____


APPLE MATH


Finish the exercises and write the answer in the apple.


$7+1=$ 


$1+2=$ 


$5+3=$ 


$6+2=$ 


$2+0=$ 


$3+4=$ 


$5+0=$ 


$3+1=$ 


$5+2=$ 


$9+0=$ 


$4+4=$ 


$3+4=$ 


$2+4=$ 


$5+5=$ 


$1+3=$ 


$3+1=$ 

$4+6=$ 

$3+4=$ 

$2+6=$ 

$3+3=$ 

$2+6=$ 

Name: _____

Date: _____

SPOOKY ADDITION

Directions: Add to find the sums



$$\begin{array}{r} 7 \\ + 2 \\ \hline \square \end{array}$$

$$\begin{array}{r} 6 \\ + 5 \\ \hline \square \end{array}$$

$$\begin{array}{r} 9 \\ + 3 \\ \hline \square \end{array}$$

$$\begin{array}{r} 12 \\ + 3 \\ \hline \square \end{array}$$

$$\begin{array}{r} 10 \\ + 10 \\ \hline \square \end{array}$$

$$\begin{array}{r} 10 \\ + 3 \\ \hline \square \end{array}$$

$$\begin{array}{r} 8 \\ + 1 \\ \hline \square \end{array}$$

$$\begin{array}{r} 4 \\ + 7 \\ \hline \square \end{array}$$

$$\begin{array}{r} 8 \\ + 2 \\ \hline \square \end{array}$$

$$\begin{array}{r} 9 \\ + 5 \\ \hline \square \end{array}$$

$$\begin{array}{r} 2 \\ + 7 \\ \hline \square \end{array}$$





Missing Addends



Name: _____

Direction: Write the correct number in the box to make the number sentence true.

$$\underline{\quad} + 5 = 8$$

$$5 + \underline{\quad} = 9$$

$$\underline{\quad} + 5 = 7$$

$$4 + \underline{\quad} = 8$$

$$6 + \underline{\quad} = 9$$

$$\underline{\quad} + 8 = 12$$

$$\underline{\quad} + 3 = 5$$

$$6 + \underline{\quad} = 8$$

$$8 + \underline{\quad} = 8$$

$$\underline{\quad} + 5 = 10$$

$$\underline{\quad} + 4 = 9$$

$$\underline{\quad} + 6 = 11$$

$$3 + \underline{\quad} = 7$$

$$\underline{\quad} + 4 = 6$$

$$\underline{\quad} + 5 = 12$$

$$\underline{\quad} + 7 = 8$$



Name: _____

TIMED TEST

ADDITION VERSION 2

$2+4=$ _____

$1+3=$ _____

$1+7=$ _____

$5+6=$ _____

$2+6=$ _____

$8+8=$ _____

$2+8=$ _____

$9+3=$ _____

$3+5=$ _____

$2+1=$ _____

$6+6=$ _____

$9+7=$ _____

$7+7=$ _____

$9+9=$ _____

$2+3=$ _____

$5+5=$ _____

$5+8=$ _____

$7+6=$ _____

$8+3=$ _____

$7+3=$ _____

$2+1=$ _____

Date _____

Score: _____